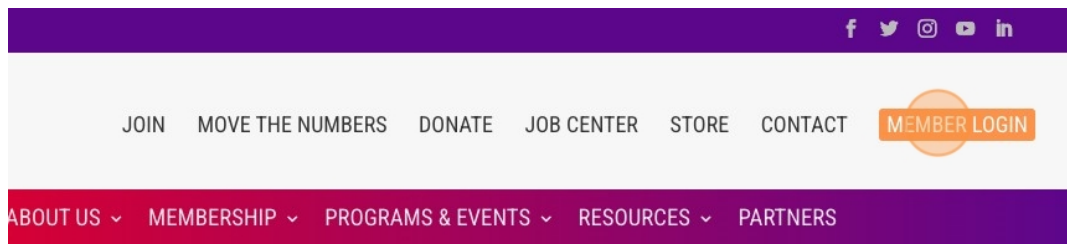


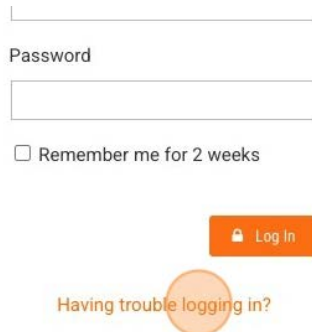
Resetting or Creating Login Information for WeCOACH Account

1 Navigate to the WeCOACH Website <https://wecoachsports.org/>

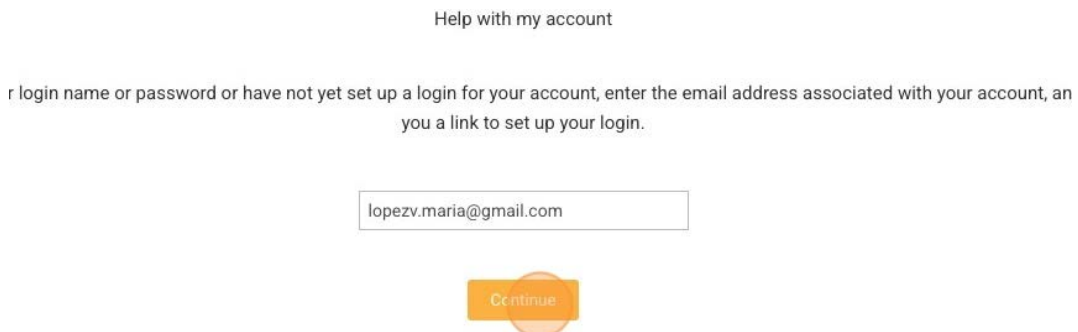
2 Click the orange "MEMBER LOGIN" button



3 Click on "Having trouble logging in?" to initiate the password reset process



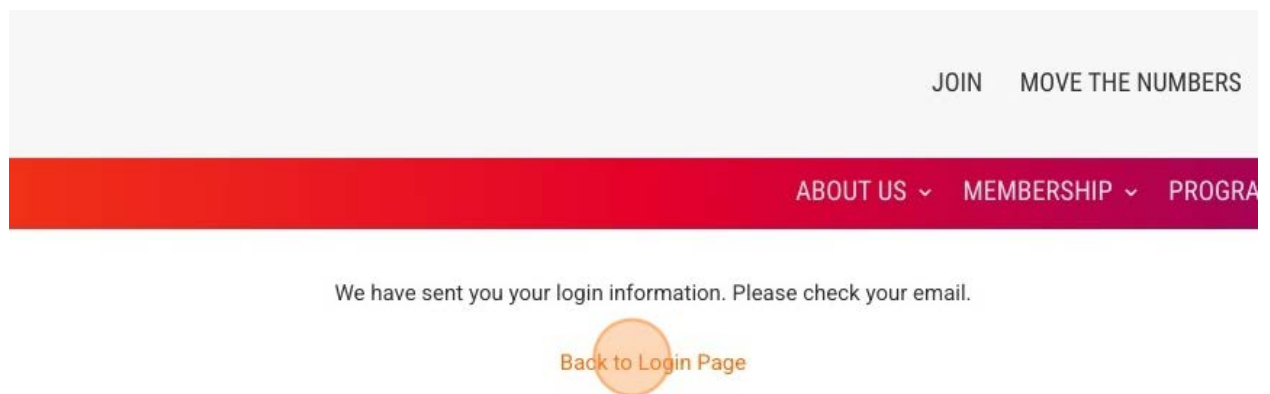
4 In the field provided, enter the email address associated with your account to receive instructions on resetting our password and click "Continue"



5 Check your email - Open your email inbox and look for an email from WeCOACH. This email will contain a link to reset your password (link will expire in 24 hours). If email doesn't land in your inbox, check the spam/junk folder.

6 Open the email and click on the password reset link provided. You will be redirected to a webpage where you can enter your new password. Choose a strong and unique password that you haven't used before.

7 Click "Back to Login Page"



8 Enter your NEW Login Name and Password and click the "Login" button.

Login Name

Password

☐ Remember me for 2 weeks

[Having trouble logging in?](#)